

# Axis-Shield Pregnancy Tests

## Test Procedure:

1. Bring the test device and sample to room temperature (15-28 °C) before testing.

## Testing

2. Open the foil pouch at the notch and remove the test device.
3. Insert the absorbent end of the dipstick into the urine specimen no deeper than the maximum level indicated by the line on the label.
4. The dipstick should remain in the urine sample for at least 10-15 seconds.
5. Read test results at 3 minutes.
6. Results should not be read after 10 minutes.



## Interpretation of Results:

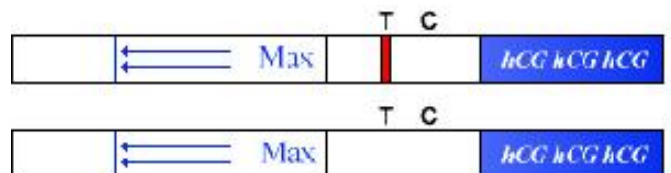
**Negative.** A red coloured band appears in the Control Reaction Zone “C” but not in the Test Reaction Zone “T”.



**Positive.** Two horizontal red colour bands appear, one in the Control Reaction Zone “C” and one in the Test Reaction Zone “T”.



**Invalid.** If no bands appear, or a Test Band appears without a Control Band, the device reagents may have deteriorated or the test may not have been performed properly. The presence of a Control Band is necessary to validate test performance. Retest the sample with a new test device.



## Useful Tips:

- Use of early morning urine (EMU) is recommended.
- Axis-Shield Pregnancy Test has a sensitivity of 10 mIU/mL of urine, enabling detection of hCG concentration present before the day of expected menstruation.

## Ordering Information:

To order please ring (01480) 862106, quoting product code AC-FHC-U101 (50 tests).

## For Product Queries & Customer Support:

Please ring (01480) 862104.

## Training Videos

Please visit our website at [www.axis-shielduk.com](http://www.axis-shielduk.com)



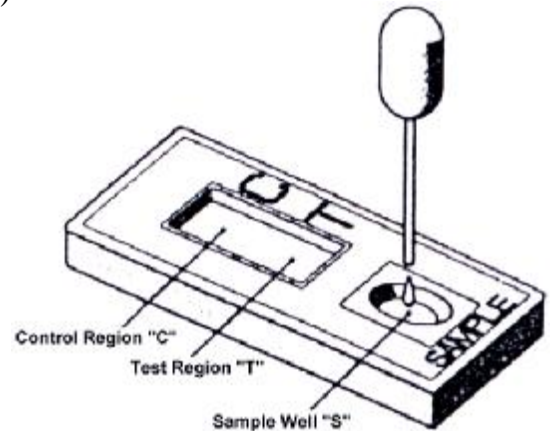
# Axis-Shield Pregnancy Tests

## Test Procedure:

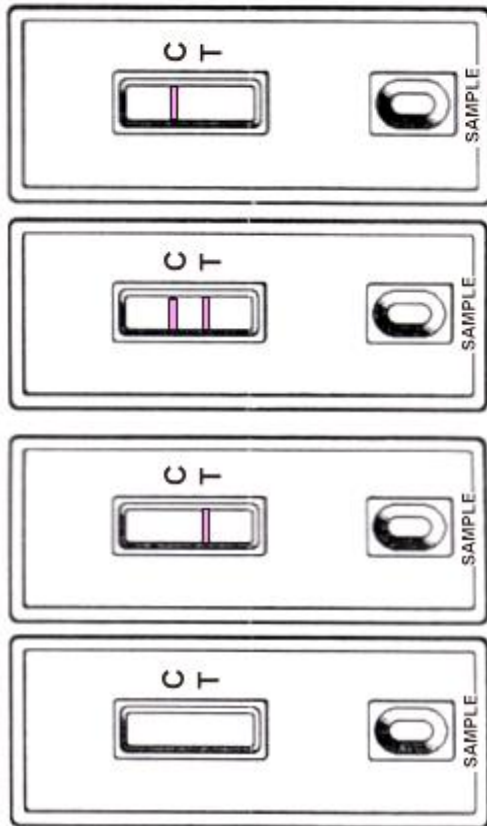
1. Bring the test device and sample to room temperature (15-28 °C) before testing.

## Testing

2. Lay the test device on a clean, level surface.  
Using the sample pipette provided with the test, add 3 drops of urine to the Sample Well.
3. Read test results at 3 minutes.
4. Results should not be read after 10 minutes.



## Interpretation of Results:



**Negative.** If one (1) red coloured band appears in the Control Reaction Zone (C) with no band seen in the Test Reaction Zone (T), this is a negative result.

**Positive.** If two (2) red colour bands appear, one in the Control Reaction Zone (C) and one in the Test Reaction Zone (T), this is a positive result and indicates the hCG level is at or above the detection sensitivity of 10 mIU/mL.

**Invalid.** If no bands appear, or a Test Band appears without a Control Band, the device reagents may have deteriorated or the test may not have been performed properly.

## Useful Tips:

- Use of early morning urine (EMU) is recommended.
- Axis-Shield Pregnancy Test has a sensitivity of 10 mIU/mL, enabling detection of hCG concentration present before the day of expected menstruation.

## Ordering Information:

To order please ring (01480) 862106, quoting product code AC-FHC-U102 (40 tests) urine only or AC-FHC-U202 (40 tests) serum only.

## For Product Queries & Customer Support:

Please ring (01480) 862104.

## Training Videos

Please visit our website at [www.axis-shielduk.com](http://www.axis-shielduk.com)

